

1st Grade

Dolch Sight
Words

Sight Word

Worksheets

Name: _____

Sight Words

Trace It

walk

Write It

□ □ □ □

Connect It

t	u	v	c	j
w	o	a	q	
d	a	l	k	b

Circle It

with walk where walk

Build It

Name: _____

Sight Words

Trace It

when

Write It

□ □ □ □

Connect It

f	u	z	n
x	h	e	n
d	w	g	b

Circle It

when where when

Build It

Name: _____

Sight Words

Trace It

were

Write It

□ □ □ □

Connect It

w	e	r	e	j
x	p	e	o	
d	t	g	a	b


Find It

w	r	w	r	e
e	w	e	w	
r	e	r	e	
e	r	e	w	

Circle It

were were what were

Build It



This image displays a collection of overlapping sight word worksheets for children. Each worksheet is designed for a specific word and includes several interactive activities:

- Trace It:** A large outline of the word for tracing.
- Write It:** A box with a dotted line for writing the word.
- Connect It:** A grid of letters where the child connects the correct letters to form the word.
- Find It:** A grid of letters where the child finds and circles the letters that make up the word.
- Circle It:** A list of words where the child circles the target word.
- Color It:** A large outline of the word for coloring.
- Build It:** A sequence of boxes for building the word letter by letter.

Visible words include: after, give, take, them, open, his, as, over, once, over, on, let, of, by, just, him, thank, round, and were.




Name: _____

Sight Words



after



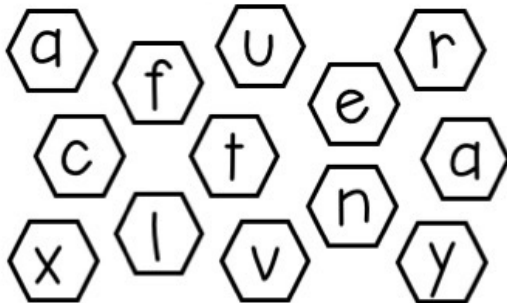
Trace It

after

Write It

□	□	□	□	□
---	---	---	---	---

Connect It



Find It

a	f	t	e	r
f	f	t	a	r
t	e	t	f	e
e	f	a	e	t
r	f	t	f	r

Circle It

after again after all
around after

Color It

after

Build It

□	□	□	□	□
---	---	---	---	---



t a e f r



Name: _____



were

Sight Words

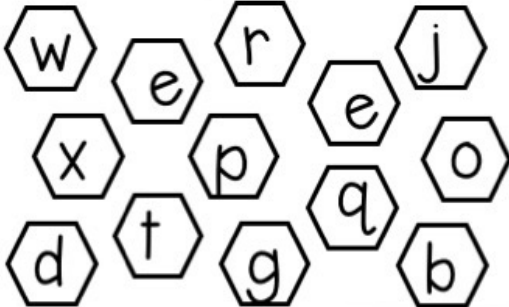
Trace It

were

Write It

□	□	□	□
---	---	---	---

Connect It



Find It

w	r	w	r	e
e	w	e	w	r
r	e	r	e	w
e	r	e	w	r

Circle It

were were what
were want wish

Color It

were

Build It

--	--	--	--



e w r e




<https://www.henryclassroom.com>

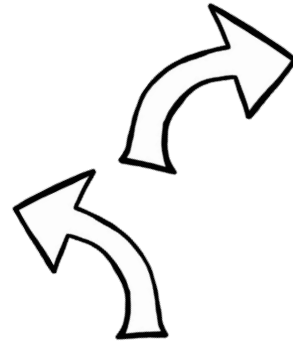

Coordinating Products

Cards can be printed single-sided or doubled-sided

Pre-Primer

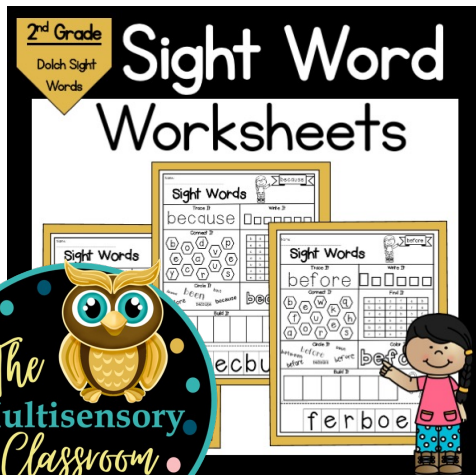


Primer




Click on on
thumbnail

2nd Grade



3rd Grade



links

