

Pre-Primer


Dolch Sight
Words

Sight Word

Worksheets

Name: _____

Sight Words




Trace It: here

Write It:

Name: _____

Sight Words



Trace It: and

Write It:

Connect It

o	t	y	d	j
s	n	d	i	
r	a	z	x	b

Find It

d	a	a	n	d
n	m	n	a	n
a	n	d	n	a
a	d	d	a	n

Circle It

at and AND

Color It: and

Build It


<input type="text"/>	<input type="text"/>	<input type="text"/>
----------------------	----------------------	----------------------

Scissors and Glue icon

d n a

Name: _____

Sight Words



Trace It: here

Write It:

Find It

e	h	e	h	r
h	e	r	e	e
e	r	e	r	h
h	e	r	e	e

Color It: here

HERE NOW

Scissors and Glue icon

h e e

Name: _____

Sight Words



Trace It: away

Write It:

Find It

a	y	a	y	w
w	a	w	a	y
a	w	a	y	w
y	a	y	w	

Color It: away

AT AROUND

Scissors and Glue icon

y w a a



This image displays a collection of overlapping sight word worksheets. Each worksheet is designed for a specific word and includes various interactive activities:

- Trace It:** The word is written in a large font for tracing.
- Write It:** A series of empty boxes for practicing handwriting.
- Connect It:** A grid of letters where the student connects the correct letters to form the word.
- Find It:** A grid of letters where the student finds and marks the target word.
- Circle It:** A set of letters where the student circles the correct letters.
- Color It:** A large outline of the word for coloring.
- Build It:** A sequence of boxes for building the word letter by letter.

Visible words include: find, little, funny, for, if, look, big, is, come, jump, can, for, blue, down, and. Each worksheet also features a small cartoon character and a 'Name' field.




Name: _____

Sight Words



down



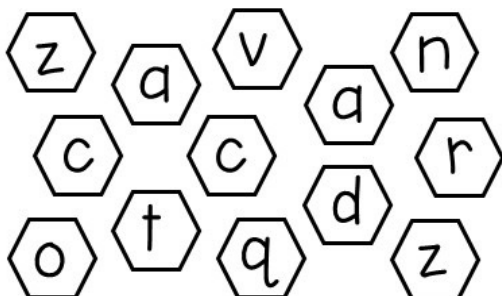
Trace It

down

Write It

□	□	□	□
---	---	---	---

Connect It



Find It

n	a	b	c	n
c	n	c	a	n
n	c	a	n	c
c	a	n	c	a

Circle It



Color It

down

Build It

□	□	□	□
---	---	---	---



n d w o




Name: _____

Sight Words



away



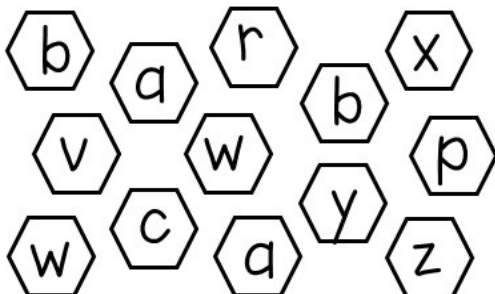
Trace It

away

Write It

Four empty boxes for writing the word 'away'.

Connect It



Find It

a	y	a	y	w
w	a	w	a	y
a	w	a	y	w
y	a	y	w	a

Circle It



Color It

away

Build It

Four empty boxes for building the word 'away' using letter tiles.



y w a a




© The Multisensory Classroom

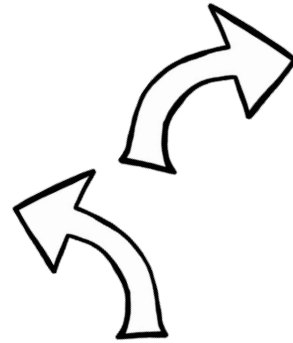

Coordinating Products

Cards can be printed single-sided or doubled-sided

Primer




1st Grade




Click on on
thumbnail

2nd Grade



3rd Grade



links

