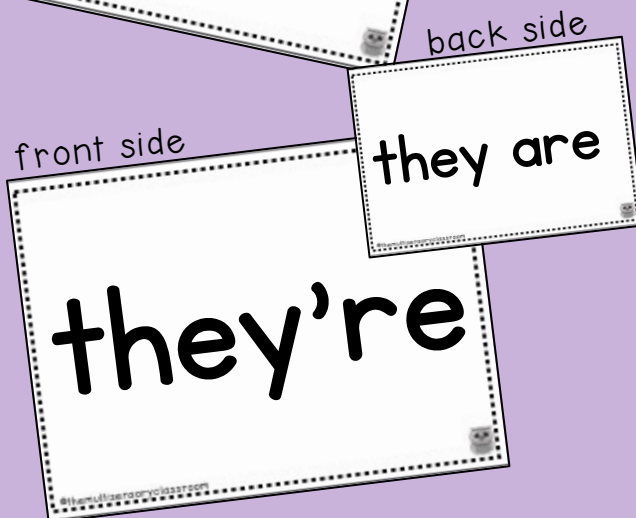
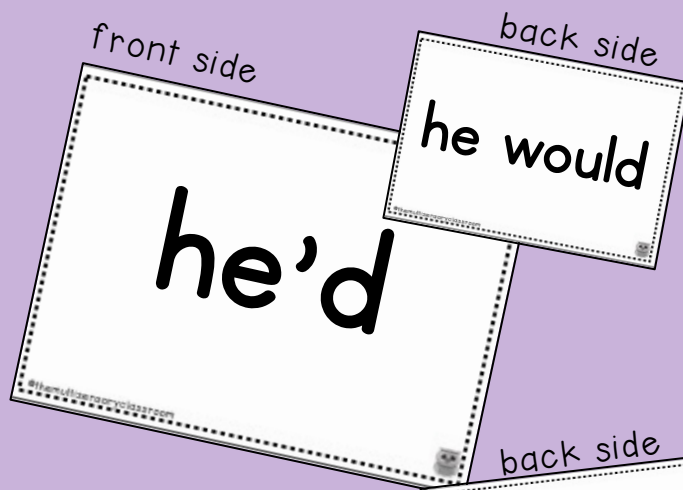


Contractions

30
words

Word Cards

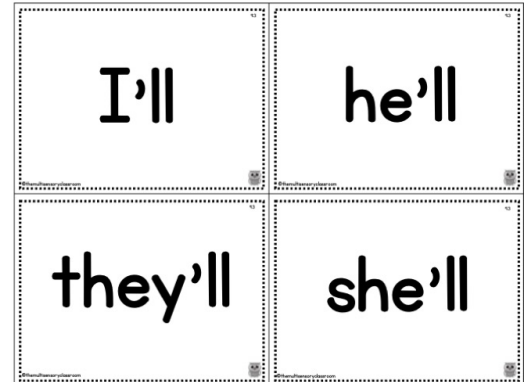


Orton
Gillingham

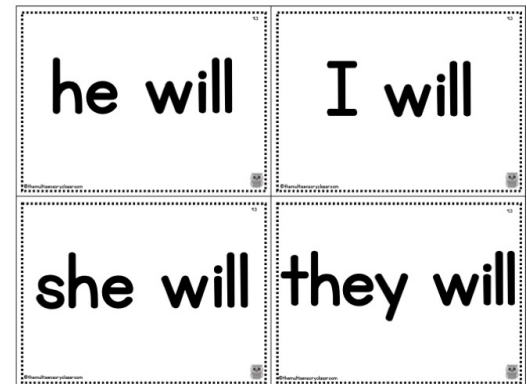
What's Inside

Cards can be printed double-sided

- ✓ Side 1: the contraction



- ✓ Slide 2*: the two words that make up the contractions

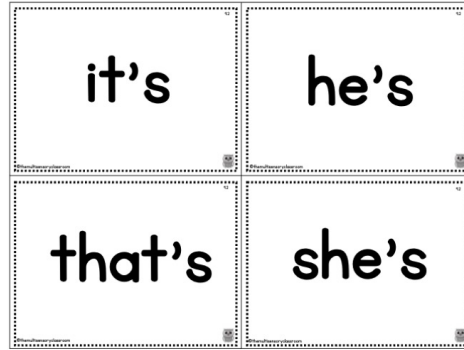


* Words on slide 2 are mirror image so they can be printed on the back of the correct word on slide 1



Putting it together


Print onto
cardstock and
cut into
separate
cards



30 words
(60 cards total)

Covers words with
are, is, would,
have, not, will

Then laminate
and file for
use with your
lessons



Putting It Together

Introductory word cards

contain a list of all words in each set to help keep cards organized

Real Words

real words		
Contractions		
<u>Words with have:</u>	<u>Words with not:</u>	<u>Words with will:</u>
I have- I've	cannot- can't	he will- he'll
they have- they've	could not- couldn't	I will- I'll
we have- we've	had not- hadn't	she will- she'll
you have- you've	have not- haven't	they will- they'll
	should not- shouldn't	we will- we'll
	will not- won't	you will- you'll

@themuльтиclassroom

Step 1	Step 6
1.1 alphabet a, b, c	1.6 alphabet digraphs ch, ck, sh, ss, th, x, y, z
1.2 alphabet m, n, o, p	1.7 alphabet consonant blends
1.3 alphabet q, r	1.8 alphabet vowel digraphs
1.4 alphabet s, t	1.9 alphabet consonant digraphs
1.5 alphabet u, v, w, x, y, z	1.10 alphabet review
1.6 alphabet review	
Step 2	Step 7
2.1 phonics	2.1 combined consonant digraphs
2.2 phonics	2.2 combined consonant digraphs
2.3 phonics	2.3 phonics
2.4 phonics	2.4 phonics
2.5 phonics	2.5 phonics
2.6 phonics	2.6 phonics
2.7 phonics	2.7 phonics
2.8 phonics	2.8 phonics
Step 3	Step 8
3.1 phonics	3.1 phonics
3.2 phonics	3.2 phonics
3.3 phonics	3.3 phonics
3.4 phonics	3.4 phonics
3.5 phonics	3.5 phonics
3.6 phonics	3.6 phonics
3.7 phonics	3.7 phonics
3.8 phonics	3.8 phonics
3.9 phonics	3.9 phonics
3.10 phonics	3.10 phonics
Step 4	Step 9
4.1 phonics	4.1 phonics
4.2 phonics	4.2 phonics
4.3 phonics	4.3 phonics
4.4 phonics	4.4 phonics
4.5 phonics	4.5 phonics
4.6 phonics	4.6 phonics
4.7 phonics	4.7 phonics
4.8 phonics	4.8 phonics
4.9 phonics	4.9 phonics
4.10 phonics	4.10 phonics
Step 5	Step 10
5.1 phonics	5.1 phonics
5.2 phonics	5.2 phonics
5.3 phonics	5.3 phonics
5.4 phonics	5.4 phonics
5.5 phonics	5.5 phonics
5.6 phonics	5.6 phonics
5.7 phonics	5.7 phonics
5.8 phonics	5.8 phonics
5.9 phonics	5.9 phonics
5.10 phonics	5.10 phonics

Sub-step
9.3

Sold separately

Sub-step where the phonogram is introduced in *The Multisensory Classroom Scope and Sequence*

Words coordinate with *The Multisensory Classroom Scope and Sequence* but can be used separately

