

DECODABLE


Step
10^{of 10}

Words & Sentences

36 pages of real words, nonsense words, and sentences

The image shows three overlapping worksheet pages. The top page is titled '10.2 Real Words' and lists words like 'unable', 'unkind', 'unsafe', 'unwise', 'unhelpful', 'unpack', 'unfair', 'unwilling', 'unlucky', and 'uncover'. Below the words are four sentences: '1. Sally was unable to untie the...', '2. It is unsafe to unlock the...', '3. Mom was unhappy with...', and '4. It's unfair that I'm...'. The middle page is titled '10.3 Real Words' and lists words like 'phrase', 'gopher', 'phantom', 'graph', 'phone', 'dolphin', 'elephant', 'orphan', 'phonics', 'photo', 'sphinx', and 'phase'. Below these are nonsense words: 'traph', 'phonip', 'polph', 'hophint', 'pherx', 'dorph', 'phont', 'groph', 'phaze', 'jopher', 'zalph', and 'sleniph'. Below the nonsense words are four sentences: '1. My nephew got a phone for his birthday.', '2. I need graph paper for math class.', '3. I got a good photo of the sphinx.', and '4. This phase of phonics gets harder.' The bottom page is partially visible and shows words like 'misbehave', 'misfire', 'mismatch', 'mistake', 'misfeed', 'mishap', 'misspell', 'misspeak', 'mistrust', 'mislead', 'misconduct', 'miscall', 'misconduct', 'misfit', and 'misjudge'. Below these are two sentences: '1. Did you miscount the points?' and '2. ...not m...'. Each page has a small icon in the top right corner: 'un-' on page 10.2, 'ph' on page 10.3, and a small owl on the bottom page.

Orton
Gillingham

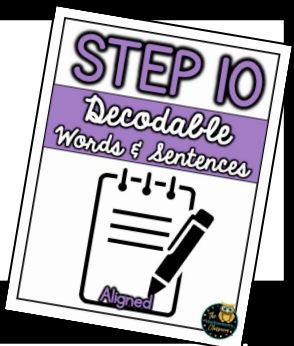


ALIGNED

with

The Multisensory Classroom
Scope and Sequence

INCLUDES



includes all phonograms/skills taught in step 10 of *The Multisensory Classroom Scope and Sequence*

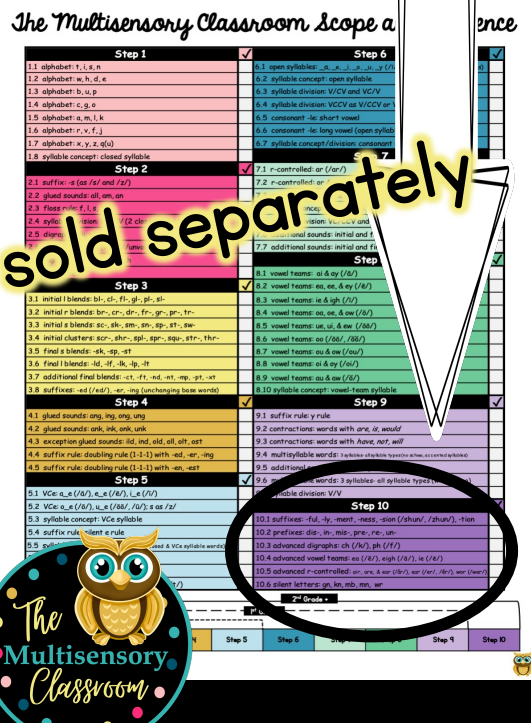


Table of Contents

Step 10

Sub-step	Phonogram/Skill	Page #	Sub-step	Phonogram/Skill	Page #
10.1	Suffix: -ful	1	10.4	Advanced vowel teams: eigh as /a/	19
10.1	Suffix: -ly	2	10.4	Advanced vowel teams: ie as /e/	20
10.1	Suffix: -ment	3	10.4	Advanced vowel teams: ea as /e/, eigh as /a/, ie as /e/	21
10.1	Suffix: -ness	4	10.5	Advanced r-controlled: are as /ar/	22
10.1	Suffix: sion as /shun/	5	10.5	Advanced r-controlled: air as /ar/	23
10.1	Suffix: sion as /zhun/	6	10.5	Advanced r-controlled: ear as /ar/	24
10.1	Suffix: -tion	7	10.5	Advanced r-controlled: ire, air, ear) as /ar/	25
10.1	Suffixes: -ful, -ly, -ment, -ness, -sion as /shun/, -sion as /zhun/, -tion	8	10.5	Advanced r-controlled: ear as /er/	26
10.2	Prefix: dis-	9	10.5	Advanced r-controlled: ear as /er/	27
10.2	Prefix: in-	10	10.5	Advanced r-controlled: ear as /er/ & /er/	28
10.2	Prefix: mis-	11	10.5	Advanced r-controlled: wor as /wer/	29
10.2	Prefix: pre-	12	10.5	Advanced r-controlled: air, are & ear as /ar/, ear as /er/ & /er/, wor as /wer/	30
10.2	Prefix: re-	13	10.6	Silent Letters: kn	31
10.2	Prefix: un-	14	10.6	Silent Letters: gn	32
10.2	Prefixes: dis-, in-, mis-, pre-, re-, un	15	10.6	Silent Letters: mb	33
10.3	Advanced digraphs: ch as /k/	16	10.6	Silent Letters: mn	34
10.3	Advanced digraphs: ph	17	10.6	Silent Letters: wr	35
10.4	Advanced vowel teams: ea as /e/	18	10.6	Silent Letters: kn, mb, mn, gn, wr	36

included

decodable

ALIGNED real words,
nonsense words, & sentences

LAYOUT

scope and
sequence sub-
step where word
list's focused
phonogram/skill
is found

banners
indicates REAL
words,
NONSENSE
words, or
SENTENCES

10.3 Real Words

phrase	gopher	phantom	dolphin
graph	phone	phonics	photo
elephant	orphan	sphinx	phase

Nonsense Words

traph	phonip	polph	hophint
pherx	dorph	phont	groph
phaze	jopher	zalph	sleniph

Sentences

1. My nephew got a phone for his birthday.
2. I need graph paper for math class.
3. I got a good photo of the sphinx.
4. This phase of phonics gets harder.

Aligned

17

©TheMultisensoryClassroom

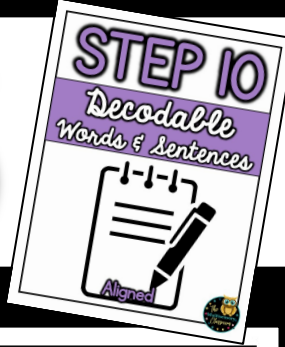
phonogram/skill
cards that
correspond with
word list *cards can
be purchased separately
in The Multisensory
Classroom TPT store

all sight words
included in
these sentences
listed here

each sub-step comes with a page of completely aligned real words,
nonsense words, and sentences; words on these pages only contain
phonograms/skills that have already been taught using *The
Multisensory Classroom Scope and Sequence* (which is OG based)



INCLUDES



Common Core Standards Step 10

Note: each standard without a letter at the end means that all strands within this standard are included

Sub-step	Phonogram/Skill	K5	Grade 1	Grade 2	Grade 3
10.1	Suffix -ful	RF.K3.G, RF.K4	RF.13C-0, RF.14	RF.23A-F, RF.24	RF.33A-0, RF.34
10.1	Suffix -ly	RF.K3.G, RF.K4	RF.13C-0, RF.14	RF.23A-F, RF.24	RF.33A-0, RF.34
10.1	Suffix -ment		RF.13C-0		
10.1	Suffix -ness				
10.1	Suffix -son or /sion				
10.1	Suffix -tion				
10.1	Suffix -ful, -less, -ness or /ful, -less, -ness or /ful, -less				

Common Core Standards Step 10

Note: each standard without a letter at the end means that all strands within this standard are included

Sub-step	Phonogram/Skill	K5	Grade 1	Grade 2	Grade 3
10.4	Advanced vowel teams: igh as /i/	RF.K3.G, RF.K4	RF.13C-0, RF.14	RF.23A-F, RF.24	RF.33A-0, RF.34
10.4	Advanced vowel teams: ie as /i/	RF.K3.G, RF.K4	RF.13C-0, RF.14	RF.23A-F, RF.24	RF.33A-0, RF.34
10.2	Prefix de-	RF.K3.G, RF.K4	RF.13C-0, RF.14	RF.23A-F, RF.24	RF.33A-0, RF.34
10.2	Prefix in-	RF.K3.G, RF.K4	RF.13C-0, RF.14	RF.23A-F, RF.24	RF.33A-0, RF.34
10.2	Prefix mis-	RF.K3.G, RF.K4	RF.13C-0, RF.14	RF.23A-F, RF.24	RF.33A-0, RF.34
10.2	Prefix pre-	RF.K3.G, RF.K4	RF.13C-0, RF.14	RF.23A-F, RF.24	RF.33A-0, RF.34
10.2	Prefix re-	RF.K3.G, RF.K4	RF.13C-0, RF.14	RF.23A-F, RF.24	RF.33A-0, RF.34
10.2	Prefix un-	RF.K3.G, RF.K4	RF.13C-0, RF.14	RF.23A-F, RF.24	RF.33A-0, RF.34
10.2	Prefixes dis-, in-, pre-, re-, un-	RF.K3.G, RF.K4	RF.13C-0, RF.14	RF.23A-F, RF.24	RF.33A-0, RF.34
10.3	Advanced digraph: /f/	RF.K3.G, RF.K4	RF.13C-0, RF.14	RF.23A-F, RF.24	RF.33A-0, RF.34
10.3	Advanced digraph: /s/	RF.K3.G, RF.K4	RF.13C-0, RF.14	RF.23A-F, RF.24	RF.33A-0, RF.34
10.4	Advanced vowel teams: /er/ & /ur/	RF.K3.G, RF.K4	RF.13C-0, RF.14	RF.23A-F, RF.24	RF.33A-0, RF.34
10.5	Advanced r-controlled: air as /ar/	RF.K3.G, RF.K4	RF.13C-0, RF.14	RF.23A-F, RF.24	RF.33A-0, RF.34
10.5	Advanced r-controlled: ear as /er/ & /ur/	RF.K3.G, RF.K4	RF.13C-0, RF.14	RF.23A-F, RF.24	RF.33A-0, RF.34
10.5	Advanced r-controlled: air, ear & ear as /ar/, /er/ & /ur/, /er/ & /ur/	RF.K3.G, RF.K4	RF.13C-0, RF.14	RF.23A-F, RF.24	RF.33A-0, RF.34
10.6	Silent Letters: gn	RF.K3.G, RF.K4	RF.13C, RF.14	RF.23F, RF.24	RF.33D, RF.34
10.6	Silent Letters: kn	RF.K3.G, RF.K4	RF.13C, RF.14	RF.23F, RF.24	RF.33D, RF.34
10.6	Silent Letters: mb	RF.K3.G, RF.K4	RF.13C, RF.14	RF.23F, RF.24	RF.33D, RF.34
10.6	Silent Letters: mn	RF.K3.G, RF.K4	RF.13C, RF.14	RF.23F, RF.24	RF.33D, RF.34
10.6	Silent Letters: wr	RF.K3.G, RF.K4	RF.13C, RF.14	RF.23F, RF.24	RF.33D, RF.34
10.6	Silent Letters: gn, kn, mb, mn, wr	RF.K3.G, RF.K4	RF.13C, RF.14	RF.23F, RF.24	RF.33D, RF.34

Aligned Instructions for Orton Gillingham Decodable Word Lists and Sentences

To use with *The Multisensory Classroom Scope and Sequence* or any reading curriculum: Find the sub-step on *The Multisensory Classroom Scope and Sequence* that contains the phonogram or skill and then locate the page of words and sentences with the same sub-step number and phonogram/skill.

The Multisensory Classroom Scope and Sequence is divided into 10 main steps.

Each step is divided into multiple sub-steps; each sub-step introduces one or more phonograms or skill(s).

10.3 Advanced digraphs: /ch/ (&/r/), /ph/ (/f/)

ALIGNED Decodable Word Lists and Sentences

Scope and sequence sub-step numbers are in the upper left corner of each page.

Banner indicates REAL words, NONSENSE words or SENTENCES.

All words are completely aligned with *The Multisensory Classroom Scope and Sequence*.

10.3	Real Words	10.3	Phonogram or skill focus card is in the upper right corner of each page. These cards (sold separately) introduce keywords, pictures, and sounds for every phonogram taught in <i>The Multisensory Classroom Scope and Sequence</i> .
	phrase gopher phantom dolphin		All eight words (any words containing phonograms not yet introduced in the scope and sequence) are listed in the top right corner of the "Sentences" section.
	graph phone phonics photo		
	elephant orphan sphinx phase		
	traph phonip polph hophint		
	pherx dorph phont graph		
	phaze jopher zalph sleniph		

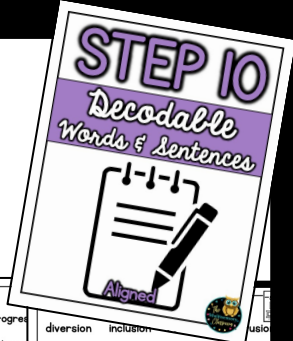
1. My nephew got a phone for his birthday.
 2. I need graph paper for math class.
 3. I got a good photo of the sphinx.
 4. This phase of phonics gets harder.



K5- Grade 3
Common Core
standards for each
sub-step included

Detailed instructions for use
with *The Multisensory
Classroom Scope and
Sequence*

INCLUDES



<p>Red Words</p> <p>caption protection</p> <p>thorough caution</p> <p>migration ambition</p> <p>creation option</p> <p>inflation</p> <p>infection condition</p> <p>Red Words</p> <p>bashful cheerful</p> <p>thankful faithful</p> <p>fruitful stressful</p> <p>skilful mindful</p> <p>rightful painful</p> <p>powerful forgetful</p>	<p>Red Words</p> <p>bodily nicely softly friend</p> <p>dimly loudly suddenly smooth</p> <p>slightly quickly tightly fairly</p> <p>hardly likely weekly simply</p> <p>lightly quietly safely short</p> <p>frankly worldly chiefly main</p> <p>Red Words</p> <p>treatment amazement payment equipment</p> <p>agreement placement ointment enjoyment</p> <p>enchantment punishment judgment movement</p> <p>department refreshment pavement excitement</p> <p>argument segment investment shipment</p> <p>statement apartment parchment government</p>	<p>Red Words</p> <p>wickedness thickness kindness illness</p> <p>softness neatness likeness highness</p> <p>rudeness bitterness blindness freshness</p> <p>sickness tenderness coldness hardness</p> <p>fitness sweetness foolishness goodness</p> <p>sadness fairness darkness willingness</p> <p>Red Words</p> <p>expulsion profession mansion progress</p> <p>permission aggression dimension obsession</p> <p>extension suppression recession intensity</p> <p>omission passion mission feast</p> <p>session emission impassion commission</p>	<p>Red Words</p> <p>diversion inclusion</p> <p>television decision invasion vision</p> <p>erosion collision invasion implosion</p> <p>illusion evasion obtrusion diffusion</p> <p>occasion fission lesion fusion</p> <p>Sentences</p> <p>1. The diversion was intended to help the invasion.</p>	
<p>Red Words</p> <p>on protection aff</p> <p>tion caution def</p> <p>tion ambition com</p> <p>tion option dor</p> <p>tion inflation corr</p> <p>tion condition ele</p> <p>Red Words</p> <p>bashful argument dirty</p> <p>thankful darkness election</p> <p>segment caption goodness</p> <p>nice hardness fairly</p> <p>judgment joyful weekly</p> <p>wishful mansion option</p> <p>Sentences</p> <p>1. I'm hopeful this</p>	<p>Red Words</p> <p>disability displace demount</p> <p>disown displease dismay</p> <p>disobey disregard disloyal</p> <p>discharge dispose dislodge</p> <p>distrust disprove dislike</p> <p>Red Words</p> <p>instant investigate indicate inspire</p> <p>inanimate inspect intense infinite</p> <p>intake infiltrate intention indifference</p> <p>invalidate infraction intestine indire</p> <p>indicate insane inspect inform</p> <p>inhumane infallible insert insecu</p> <p>Sentences</p> <p>1. I am inspir</p>	<p>Red Words</p> <p>misbehave misfire mismatch mis</p> <p>mistake misfeed mishear mis</p> <p>misspell misspeak mistreat mis</p> <p>miscall mislead mishap mis</p> <p>mistrust misconduct misuse mis</p> <p>misfit misjudge misdeed mis</p> <p>Red Words</p> <p>prefix pretreat present preteen</p> <p>presume preseason pretend predate</p> <p>prewrite preset pretest preterm</p> <p>prepaid preschool prefer prescribe</p> <p>predict preload prepare preamble</p> <p>precede prefix prevent preheat</p> <p>Sentences</p> <p>1. The men had a passion to finish the mission.</p>	<p>Red Words</p> <p>rearm replay retell refu</p> <p>revisit report rename retes</p> <p>reunite rearrange retake reca</p> <p>return reread reheat retr</p> <p>repay repack restart redire</p> <p>repaint refill remake rethi</p> <p>Sentences</p> <p>1. The diversion was intended to help the invasion.</p>	
<p>Red Words</p> <p>unable unkind unsafe untidy</p> <p>unwise unhelpful unpack unlock</p> <p>unfair unwilling unlucky unti</p> <p>uncover unhappy unwell untru</p> <p>Red Words</p> <p>repay pretend discover</p> <p>disability informal mistreat</p> <p>preset mistake unkind</p> <p>misfire pre-cook dispose</p> <p>misplace dislike pre-read</p> <p>discuss pretest incapable</p> <p>Sentences</p> <p>1. I like to pretend I'm inside a big sh</p> <p>2. He was disloy</p>	<p>Red Words</p> <p>ache scheme echo</p> <p>chorus anchor schedule</p> <p>stomach technical chord</p> <p>lanchor chepist chorub</p> <p>techo schoof scheme</p> <p>Red Words</p> <p>phrase gopher phantom da</p> <p>graph phone phonics p</p> <p>elephant orphan sphinx p</p> <p>traph phonip polph ha</p> <p>pherx dorph phont g</p> <p>Red Words</p> <p>deaf stealth threat</p> <p>health breath sweat</p> <p>bread meant dead</p> <p>keaf threath spread</p> <p>creat death</p> <p>meather speak</p>	<p>Red Words</p> <p>freight eight neigh</p> <p>sleigh weight eighth</p> <p>bleight creight pleigh</p> <p>Red Words</p> <p>field belief yield fierce</p> <p>this brief pierce chief</p> <p>wield piece relief niece</p> <p>pief shieth sple thried</p> <p>chieve taborie briek misse</p> <p>criest child krik</p>	<p>Red Words</p> <p>1. The diversion was intended to help the invasion.</p>	
<p>Red Words</p> <p>eight</p> <p>breath</p> <p>belief</p> <p>treat</p> <p>child</p> <p>krik</p> <p>ate bread and bra</p> <p>read eight books</p> <p>Red Words</p> <p>square stare glare</p> <p>mare beware dare</p> <p>bare hare fare</p> <p>plare zared thare</p> <p>skare vare clare</p> <p>brare scare prare</p> <p>Sentences</p> <p>1. The back stairs need to be</p> <p>2. Clair has a pe</p>	<p>Red Words</p> <p>airy stairs fair dairy</p> <p>chair flair hal</p> <p>repair hair pa</p> <p>yairst klaird jair</p> <p>zair phair fla</p> <p>blair squair thr</p> <p>Sentences</p> <p>1. The back stairs need to be</p> <p>2. Clair has a pe</p>	<p>Red Words</p> <p>fair stare wear</p> <p>pear hair glare</p> <p>vairth phear squear</p> <p>zaires slair solare</p> <p>glear skare squairt</p> <p>Sentences</p> <p>1. Tammy's black bear sits on a so</p> <p>2. That's a fair price for that poi</p>	<p>Red Words</p> <p>earth search</p> <p>dearth learn he</p> <p>theard bearth</p> <p>phearl slearn ste</p> <p>Sentences</p> <p>1. Jack is learning about the earth in s</p> <p>2. Max found a pearl ring at the beac</p> <p>3. Hal will search for his lost toys.</p>	<p>Red Words</p> <p>1. The diversion was intended to help the invasion.</p>
<p>Red Words</p> <p>rare shear near care</p> <p>repair prepare armchair worse</p> <p>search world share</p> <p>flear plare beach</p> <p>neath chear endair</p> <p>worch sare</p> <p>Red Words</p> <p>gnarled align resign campaign</p> <p>sign gnaw gnash anome</p> <p>gnash benign des</p> <p>gnix squagn sho</p> <p>duzign stign gn</p> <p>hobagn gnad jign</p> <p>Sentences</p> <p>1. The puppy gnawed on his bo</p> <p>2. Jess painted a gnarled tree</p> <p>3. The queen reigned over the</p> <p>4. Jed had to resign from the</p>	<p>Red Words</p> <p>gnarled align resign campaign</p> <p>sign gnaw gnash gnome</p> <p>gnash benign design gnarl</p> <p>gnix squagn shogn wagn</p> <p>duzign stign gnuph skign</p> <p>hobagn gnad jigned phagn</p> <p>Sentences</p> <p>1. The puppy gnawed on his bone.</p> <p>2. Jess painted a gnarled tree into her design.</p> <p>3. The queen reigned over the gnome kingdom.</p>	<p>Red Words</p> <p>bomb thumb comb lamb</p> <p>limb</p> <p>solemn cc</p> <p>condemn</p> <p>tholumn gr</p> <p>braturn</p> <p>Sentences</p> <p>1. Autumn sang the sa</p> <p>2. The Judge had to d</p> <p>3. The strong wind m</p>	<p>Red Words</p> <p>wrap wrung wreak</p> <p>write wreath wrath w</p> <p>wroth wrench wrist w</p> <p>wrad wrinch wreab w</p> <p>wrunk wrive wrash w</p> <p>wroost wrez wreach w</p> <p>Sentences</p> <p>1. We hung the green wreath on the po</p> <p>2. I wrote a note to my sister Jade.</p> <p>3. My broken wrist had to be wrapped.</p> <p>4. Ezra wrung the map out to dry.</p>	<p>Red Words</p> <p>gnat climb knight sign</p> <p>bomb wreath half Autumn</p> <p>knob caif comb knob</p> <p>knav taf affirm knigh</p> <p>align knoff wrost walf</p> <p>balf chumb kneer wrign</p> <p>Sentences</p> <p>1. The doctor said to wrap my calf.</p> <p>2. Jen knows how to knit nice socks.</p> <p>3. My thumb is slightly numb from writing.</p> <p>4. I can't get the knots out with this comb.</p>

