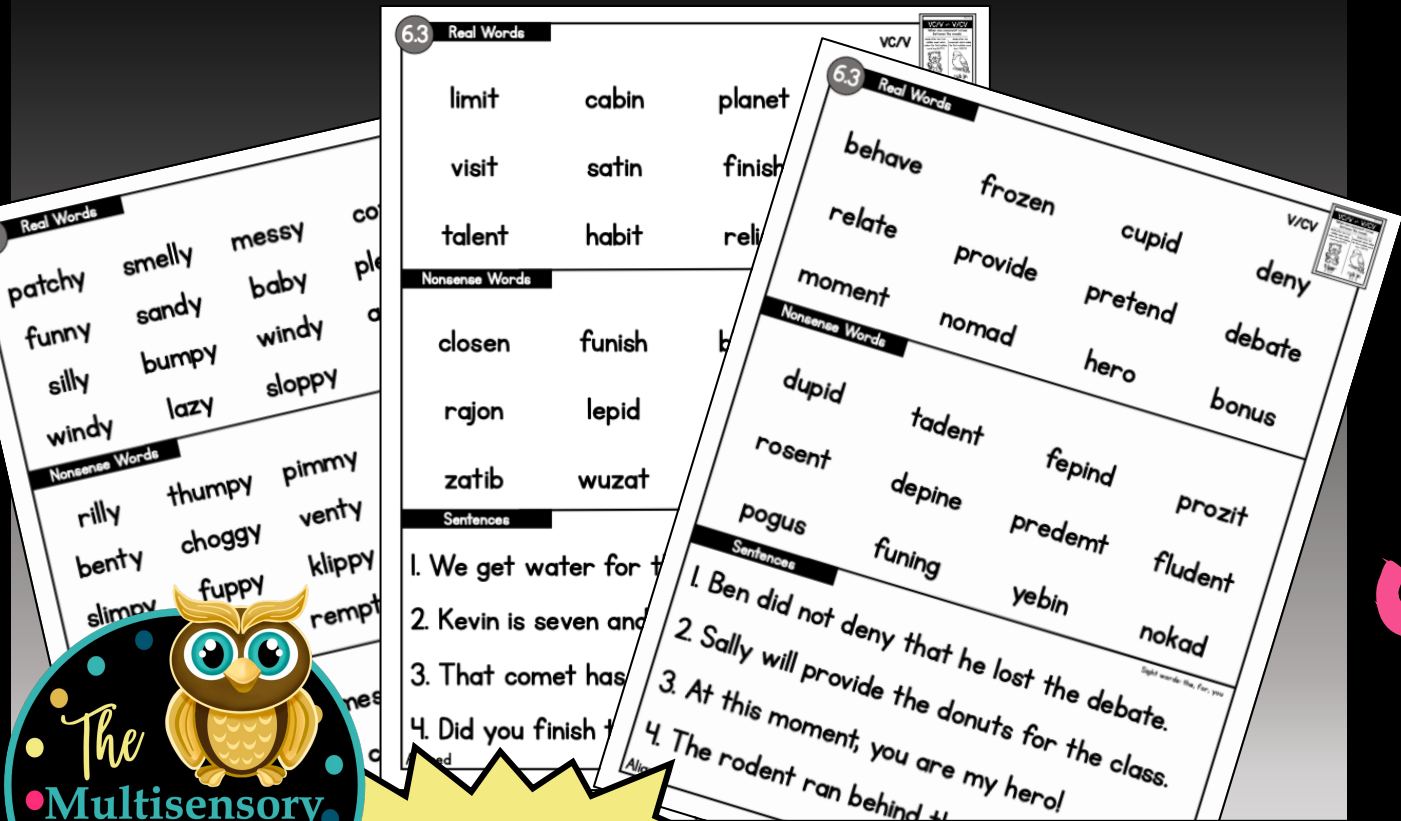


DECODABLE

Step
6 of 10

Words & Sentences

14 pages of real words, nonsense words, and sentences



ALIGNED

with

The Multisensory Classroom
Scope and Sequence

Orton
Gillingham


decodable

ALIGNED real words,
nonsense words, & sentences

LAYOUT

scope and
sequence sub-
step where word
list's focused
phonogram/skill
is found

banners
indicates REAL
words,
NONSENSE
words, or
SENTENCES

6.1 Real Words 

patchy	smelly	messy	cozy	shiny
funny	sandy	baby	plenty	daddy
silly	bumpy	windy	angry	body
windy	lazy	sloppy	lucky	hungry

Nonsense Words

rilly	thumpy	pimmy	suddy	scrinty
benty	choggy	venty	timpy	dranky
slimpy	fuppy	klippy	hommy	clicky
grenty	splendy	rempty	mizy	thriny

Sentences Sight words: the, is, of

1. The silly puppy is messy and smelly.
2. Billy has plenty of candy in the lobby.
3. The gravy is in the pantry.
4. Jenny gave Jill a shiny, lucky penny.


Aligned 

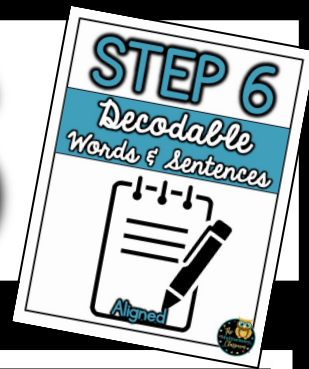
image of
phonogram/skill
cards that
correspond with
word list *cards can
be purchased separately
in The Multisensory
Classroom TPT store

all sight words
included in
these sentences
listed here

Each sub-step comes with a page of completely aligned real words, nonsense words, and sentences; words on these pages only contain phonograms/skills that have already been taught using *The Multisensory Classroom Scope and Sequence* (which is OG-based).



INCLUDES



Common Core Standards Step 6

Note: each standard without a letter at the end means that all strands within this standard are included

Sub-step	Phonogram/Skill	K5	Grade 1	Grade 2	Grade 3
6.1	Open Syllable: <i>-a, -e, -i, -o, -u</i>	RF. K.3.C, RF. K.4	RF. 1.2.B, RF. 1.3.B RF. 1.3.D, RF. 1.3.F RF. 1.4	RF. 2.3.A, RF. 2.3.F, RF. 2.4	RF. 3.3.D, RF. 3.4
6.1	Open Syllable: <i>y</i> as /i/	RF. K.3.C, RF. K.4	RF. 1.2.B, RF. 1.3.B, RF. 1.3.D, RF. 1.3.F RF. 1.4	RF. 2.3.A, RF. 2.3.F, RF. 2.4	RF. 3.3.D, RF. 3.4
6.1	Open Syllable: <i>y</i> as /e/	RF. K.3.C, RF. K.4	RF. 1.2.B, RF. 1.3.B, RF. 1.3.D, RF. 1.3.F RF. 1.4	RF. 2.3.C, RF. 2.3.F, RF. 2.4	RF. 3.3.C-D, RF. 3.4
6.3	Syllable Division: <i>V/CV</i>	RF. K.3.C, RF. K.4	RF. 1.2.B, RF. 1.3.B, RF. 1.3.D, RF. 1.3.F RF. 1.4	RF. 2.3.C, RF. 2.3.F, RF. 2.4	RF. 3.3.C-D, RF. 3.4
6.3	Syllable Division: <i>VC/V</i>	RF. K.3.C, RF. K.4	RF. 1.2.B, RF. 1.3.B, RF. 1.3.D, RF. 1.3.F RF. 1.4	RF. 2.3.C, RF. 2.3.F, RF. 2.4	RF. 3.3.C-D, RF. 3.4
6.3	Syllable Division: <i>V/CV</i> or <i>VC/V</i>	RF. K.3.C, RF. K.4	RF. 1.2.B, RF. 1.3.B, RF. 1.3.D, RF. 1.3.F RF. 1.4	RF. 2.3.C, RF. 2.3.F, RF. 2.4	RF. 3.3.C-D, RF. 3.4
6.4	Syllable Division: <i>V/CCV</i>	RF. K.3.C, RF. K.4	RF. 1.2.B, RF. 1.3.B, RF. 1.3.D, RF. 1.3.F RF. 1.4	RF. 2.3.C, RF. 2.3.F, RF. 2.4	RF. 3.3.C-D, RF. 3.4
6.4	Syllable Division: <i>VCC/V</i>	RF. K.3.C, RF. K.4	RF. 1.2.B, RF. 1.3.B, RF. 1.3.D, RF. 1.3.F RF. 1.4	RF. 2.3.C, RF. 2.3.F, RF. 2.4	RF. 3.3.C-D, RF. 3.4
6.4	Syllable Division: <i>V/CCV</i> or <i>VCC/V</i>	RF. K.3.C, RF. K.4	RF. 1.2.B, RF. 1.3.B, RF. 1.3.D, RF. 1.3.F RF. 1.4	RF. 2.3.C, RF. 2.3.F, RF. 2.4	RF. 3.3.C-D, RF. 3.4
6.5	Short Vowel -Cle	RF. K.3.C, RF. K.4	RF. 1.2.B, RF. 1.3.B, RF. 1.3.D, RF. 1.3.F RF. 1.4	RF. 2.3.C, RF. 2.3.F, RF. 2.4	RF. 3.3.C-D, RF. 3.4
6.6	Long Vowel -Cle	RF. K.3.C, RF. K.4	RF. 1.2.B, RF. 1.3.B, RF. 1.3.D, RF. 1.3.F RF. 1.4	RF. 2.3.C, RF. 2.3.F, RF. 2.4	RF. 3.3.C-D, RF. 3.4
6.7	Syllable Concept: short vowel -Cle	RF. K.3.C, RF. K.4	RF. 1.2.B, RF. 1.3.B, RF. 1.3.D, RF. 1.3.F RF. 1.4	RF. 2.3.C, RF. 2.3.F, RF. 2.4	RF. 3.3.C-D, RF. 3.4
6.7	Syllable Concept: long vowel -Cle	RF. K.3.C, RF. K.4	RF. 1.2.B, RF. 1.3.B, RF. 1.3.D, RF. 1.3.F RF. 1.4	RF. 2.3.C, RF. 2.3.F, RF. 2.4	RF. 3.3.C-D, RF. 3.4
6.7	Syllable Concept: short and long vowel -Cle	RF. K.3.C, RF. K.4	RF. 1.2.B, RF. 1.3.B, RF. 1.3.D, RF. 1.3.F RF. 1.4	RF. 2.3.C, RF. 2.3.F, RF. 2.4	RF. 3.3.C-D, RF. 3.4

Aligned Instructions for Orton Gillingham Decodable Word Lists and Sentences

To use with *The Multisensory Classroom Scope and Sequence* or any reading curriculum:
Find the sub-step on *The Multisensory Classroom Scope and Sequence* that contains the phonogram or skill and then locate the page of words and sentences with the same sub-step number and phonogram/skill.

The Multisensory Classroom Scope and Sequence is divided into 10 main steps.

Each step is divided into multiple sub-steps; each sub-step introduces one or more phonograms or skill(s).

65 Consonant-le short vowel

ALIGNED

Decodable Word Lists and Sentences

Scope and sequence sub-step numbers are in the upper left corner of each page.

Banner indicates REAL words, NONSENSE words or SENTENCES.

All words are completely aligned with *The Multisensory Classroom Scope and Sequence*.

65	ankle	ruffle	freckle	tittle	chuckle
66	wiggle	dimple	mantle	handle	stumble
67	bobbie	swindle	puzzle	bundle	jungle
68	twinkle	candle	kindle	thimble	freckle
69	chockle	thumble	strindle	fattle	treckle
70	biggle	shandle	yubble	pruggle	rackle
71	ziffle	jindle	libble	widdle	cruddle
72	simple	framble	quittle	swendle	thumple

1. The sand will crumble if it gets wet.

2. This tricky puzzle is fun.

3. Bubbles make the baby giggle.

4. Beth likes to cuddle her little teddy.

Phonogram or skill focus card is in the upper right corner of each page. These cards (sold separately) introduce keywords, pictures, and sounds for every phonogram taught in *The Multisensory Classroom Scope and Sequence*.

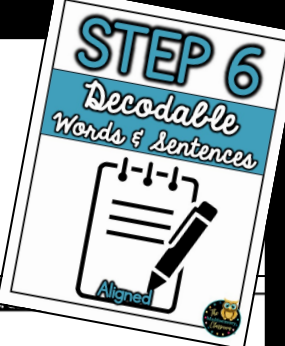
All eight words (any words containing phonograms not yet introduced in the scope and sequence) are listed in the top right corner of the "Sentences" section.



K5- Grade 3
Common Core
standards for each
sub-step included

Detailed instructions for use
with *The Multisensory
Classroom Scope and
Sequence*

INCLUDES



<p>Real Words</p> <p>6.1 Real Words</p> <p>be</p> <p>zero</p> <p>go</p> <p>Real Words</p> <p>fly</p> <p>dry</p> <p>Nonsense Words</p> <p>de</p> <p>blu</p> <p>zy</p>	<p>6.1 Real Words</p> <p>patchy</p> <p>funny</p> <p>silly</p> <p>windy</p> <p>Nonsense Words</p> <p>rilly</p> <p>benty</p> <p>slimpy</p>	<p>6.3 Real Words</p> <p>limit</p> <p>visit</p> <p>talent</p> <p>Nonsense Words</p> <p>clousen</p> <p>rajon</p>	<p>6.3 Real Words</p> <p>behave</p> <p>visit</p> <p>moment</p> <p>talent</p> <p>frozen</p> <p>Nonsense Words</p> <p>dupid</p> <p>tadent</p> <p>fepind</p> <p>funing</p> <p>pogus</p> <p>codet</p>	<p>6.4 Real Words</p> <p>April</p> <p>secret</p> <p>Nonsense Words</p> <p>daflix</p> <p>otrim</p>	
<p>4 Real Words</p> <p>lather</p> <p>bucket</p> <p>Nonsense Words</p> <p>spluther</p> <p>throcket</p> <p>Sentences</p> <p>1. The stockings are</p> <p>2. The</p>	<p>6.4 Real Words</p> <p>6.5 Real Words</p> <p>Short vowel</p> <p>ankle</p> <p>wiggle</p> <p>babble</p> <p>twinkle</p> <p>Nonsense Words</p> <p>chockle</p> <p>biggle</p> <p>ziffle</p> <p>rimple</p> <p>Sentences</p> <p>1. The sand will</p> <p>2. This tricky</p> <p>3. Bubbles make the baby giggle</p>	<p>6.6 Real Words</p> <p>Long vowel</p> <p>ble</p> <p>cle</p> <p>dle</p> <p>fle</p> <p>gle</p> <p>bridle</p> <p>maple</p> <p>Nonsense Words</p> <p>clable</p> <p>drifl</p> <p>Sentences</p> <p>1. Jack is able</p> <p>2. A beetle is</p> <p>3. The bugle will</p> <p>4. Jan ladles the</p> <p>Aligned</p>	<p>6.7 Real Words</p> <p>ankle</p> <p>wiggle</p> <p>babble</p> <p>twinkle</p> <p>Nonsense Words</p> <p>chockle</p> <p>biggle</p> <p>ziffle</p> <p>rimple</p> <p>Sentences</p> <p>1. The sand will</p> <p>2. This tricky</p> <p>3. Bubbles make</p>	<p>6.7 Real Words</p> <p>Long vowel</p> <p>bridle</p> <p>noble</p> <p>title</p> <p>bugle</p> <p>cradle</p> <p>Nonsense Words</p> <p>clable</p> <p>drifl</p> <p>Sentences</p> <p>1. Jack is</p> <p>2. The br</p> <p>3. The bu</p> <p>4. Jan lad</p> <p>Aligned</p>	<p>6.7 Real Words</p> <p>Short and long vowel</p> <p>ankle</p> <p>ladle</p> <p>freckle</p> <p>idle</p> <p>chuck</p> <p>tables</p> <p>dimple</p> <p>title</p> <p>handle</p> <p>ladle</p> <p>babble</p> <p>bridle</p> <p>puzzle</p> <p>bundle</p> <p>cab</p> <p>stable</p> <p>candle</p> <p>fable</p> <p>trifle</p> <p>freck</p> <p>Nonsense Words</p> <p>fable</p> <p>thumble</p> <p>saple</p> <p>fattle</p> <p>treck</p> <p>biggle</p> <p>shidle</p> <p>yubble</p> <p>prugle</p> <p>rack</p> <p>ziffle</p> <p>jindle</p> <p>lible</p> <p>widdle</p> <p>cruc</p> <p>rimple</p> <p>framble</p> <p>quigle</p> <p>hible</p> <p>thum</p> <p>Sentences</p> <p>1. Dad lit a candle and went to the stable.</p> <p>2. The puzzle fits on the kitchen table.</p> <p>3. The baby with dimples giggles and babbles</p>

