

# Syllable Division

876  
words

## Word Cards



Includes real and  
nonsense words



Orton  
Gillingham

# What's Inside

Includes two matching sets of cards that can be printed double-sided:

- ✓ Set 1:  
vowel within each syllable is in red



front side

dragon	cavern
proper	tonic

back side

cav/ern	drag/on
ton/ic	prop/er

876 words in each set

- ✓ \*Set 2:  
vowel within each syllable is underlined

front side

dr <u>a</u> g <u>o</u> n	ca <u>v</u> er <u>n</u>
pr <u>o</u> p <u>e</u> r	ton <u>i</u> c

back side

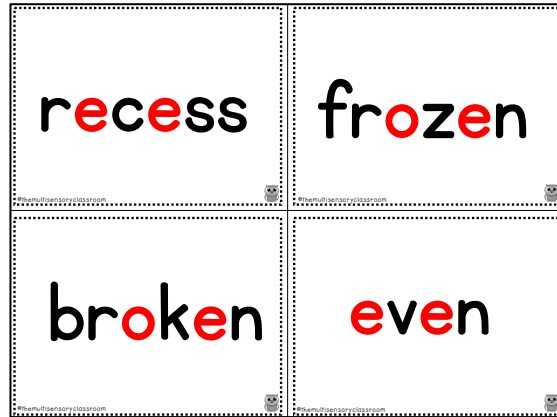
ca <u>v</u> / <u>e</u> rn	dra <u>g</u> / <u>o</u> n
ton <u>i</u> / <u>c</u>	prop <u>e</u> / <u>r</u>

\* Words on slide 2 are mirror image so they can be printed on the back of the correct word on slide 1



# Putting it Together

Print onto  
cardstock and  
cut into  
separate  
cards

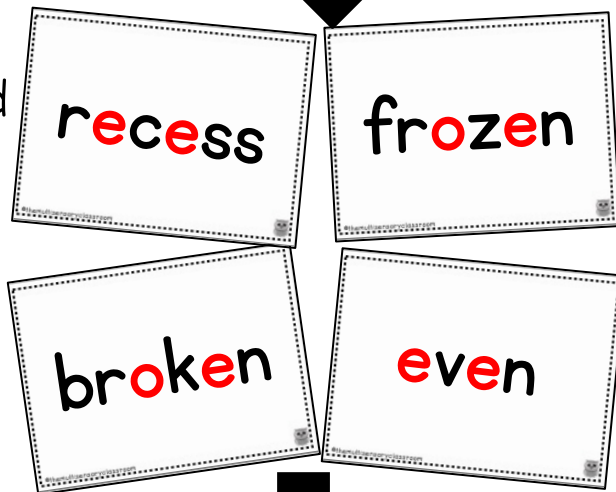


876 words in  
each set

-----

Covers  
compound words,  
consonant-le,  
VCC-CV & VC-CCV,  
V-CCV, VC-CV,  
V-CV, VC-V, V-V,  
multisyllable words with  
different syllable types  
(also includes syllables  
with a schwa)

Then  
lamine and  
file for use  
with your  
lessons



# Putting It Together

## Introductory word cards

contain a list of all words in each set to help keep cards organized

### Real Words

real words

6.3

**Syllable Division: V/CV**

be/have	e/ven	pro/vide
be/hind	fe/male	re/late
be/side	fro/zen	re/lent
bo/gus	he/ro	re/tire
bo/nus	mo/ment	ro/bot
cu/pid	no/mad	ro/dent
de/bate	o/pen	ro/tate
de/fend	pre/tend	stu/dent
de/fine	pro/file	u/nit
de/ny	pro/test	

©2016 The Multisensory Classroom

### Nonsense Words

nonsense words

6.3

**Syllable Division: V/CV**

bu/file	lo/nus	pro/zide
de/mend	me/pate	re/dite
de/mide	mo/dent	re/line
de/pine	no/kad	ro/mot
du/pid	o/ten	ro/sent
fe/pind	po/gus	te/hive
flu/dent	pre/demp	ze/fale
fro/men	pro/nest	

©2016 The Multisensory Classroom

Sub-step  
6.3

**The Multisensory Classroom Scope and Sequence**

Step	Skills	Check
Step 1	1.1. identify the letter name	<input checked="" type="checkbox"/>
Step 2	2.1. identify the letter sound	<input checked="" type="checkbox"/>
Step 3	3.1. identify the letter in a word	<input checked="" type="checkbox"/>
Step 4	4.1. identify the letter in a word	<input checked="" type="checkbox"/>
Step 5	5.1. identify the letter in a word	<input checked="" type="checkbox"/>
Step 6	6.1. identify the letter in a word	<input checked="" type="checkbox"/>
Step 7	7.1. identify the letter in a word	<input checked="" type="checkbox"/>
Step 8	8.1. identify the letter in a word	<input checked="" type="checkbox"/>
Step 9	9.1. identify the letter in a word	<input checked="" type="checkbox"/>
Step 10	10.1. identify the letter in a word	<input checked="" type="checkbox"/>
Step 11	11.1. identify the letter in a word	<input checked="" type="checkbox"/>
Step 12	12.1. identify the letter in a word	<input checked="" type="checkbox"/>
Step 13	13.1. identify the letter in a word	<input checked="" type="checkbox"/>
Step 14	14.1. identify the letter in a word	<input checked="" type="checkbox"/>
Step 15	15.1. identify the letter in a word	<input checked="" type="checkbox"/>
Step 16	16.1. identify the letter in a word	<input checked="" type="checkbox"/>
Step 17	17.1. identify the letter in a word	<input checked="" type="checkbox"/>
Step 18	18.1. identify the letter in a word	<input checked="" type="checkbox"/>
Step 19	19.1. identify the letter in a word	<input checked="" type="checkbox"/>
Step 20	20.1. identify the letter in a word	<input checked="" type="checkbox"/>
Step 21	21.1. identify the letter in a word	<input checked="" type="checkbox"/>
Step 22	22.1. identify the letter in a word	<input checked="" type="checkbox"/>
Step 23	23.1. identify the letter in a word	<input checked="" type="checkbox"/>
Step 24	24.1. identify the letter in a word	<input checked="" type="checkbox"/>
Step 25	25.1. identify the letter in a word	<input checked="" type="checkbox"/>
Step 26	26.1. identify the letter in a word	<input checked="" type="checkbox"/>
Step 27	27.1. identify the letter in a word	<input checked="" type="checkbox"/>
Step 28	28.1. identify the letter in a word	<input checked="" type="checkbox"/>
Step 29	29.1. identify the letter in a word	<input checked="" type="checkbox"/>
Step 30	30.1. identify the letter in a word	<input checked="" type="checkbox"/>
Step 31	31.1. identify the letter in a word	<input checked="" type="checkbox"/>
Step 32	32.1. identify the letter in a word	<input checked="" type="checkbox"/>
Step 33	33.1. identify the letter in a word	<input checked="" type="checkbox"/>
Step 34	34.1. identify the letter in a word	<input checked="" type="checkbox"/>
Step 35	35.1. identify the letter in a word	<input checked="" type="checkbox"/>
Step 36	36.1. identify the letter in a word	<input checked="" type="checkbox"/>
Step 37	37.1. identify the letter in a word	<input checked="" type="checkbox"/>
Step 38	38.1. identify the letter in a word	<input checked="" type="checkbox"/>
Step 39	39.1. identify the letter in a word	<input checked="" type="checkbox"/>
Step 40	40.1. identify the letter in a word	<input checked="" type="checkbox"/>
Step 41	41.1. identify the letter in a word	<input checked="" type="checkbox"/>
Step 42	42.1. identify the letter in a word	<input checked="" type="checkbox"/>
Step 43	43.1. identify the letter in a word	<input checked="" type="checkbox"/>
Step 44	44.1. identify the letter in a word	<input checked="" type="checkbox"/>
Step 45	45.1. identify the letter in a word	<input checked="" type="checkbox"/>
Step 46	46.1. identify the letter in a word	<input checked="" type="checkbox"/>
Step 47	47.1. identify the letter in a word	<input checked="" type="checkbox"/>
Step 48	48.1. identify the letter in a word	<input checked="" type="checkbox"/>
Step 49	49.1. identify the letter in a word	<input checked="" type="checkbox"/>
Step 50	50.1. identify the letter in a word	<input checked="" type="checkbox"/>

*6.3*

*sold separately*

Words coordinate with *The Multisensory Classroom Scope and Sequence* but can be used separately

Sub-step where the phonogram is introduced in *The Multisensory Classroom Scope and Sequence*

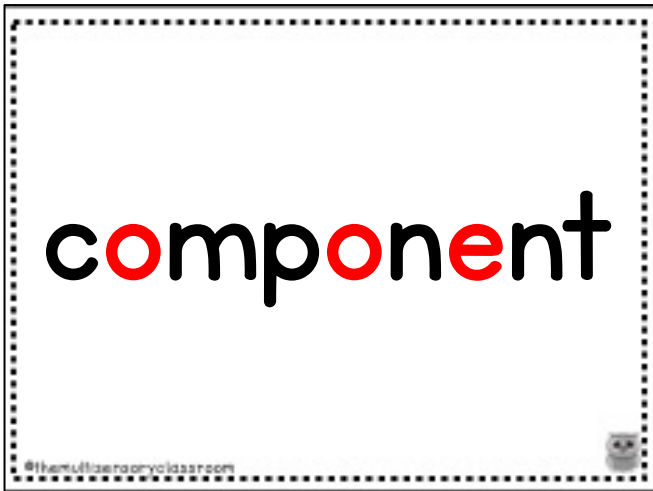


# Also Includes


## Multisyllable words


Different syllable types within each word  
for syllable division review

front side



back side



Some syllables include a schwa 

Accent marks are also included to help  
students know where to divide the words

