

R-controlled

328
words

Word Cards



Includes real and nonsense words



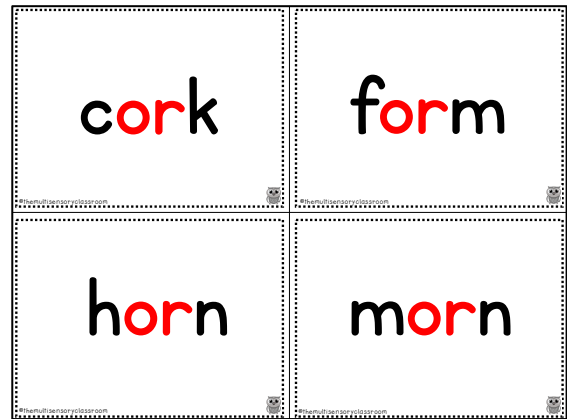
Orton
Gillingham



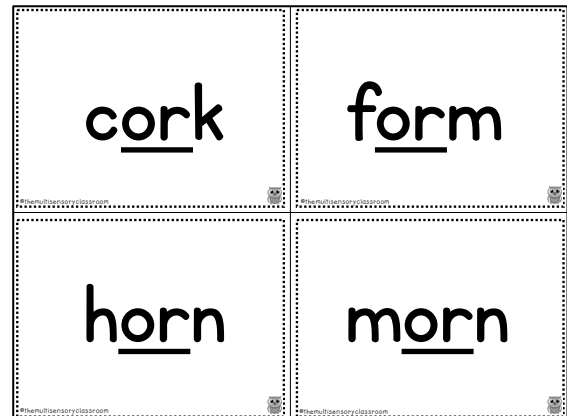
What's Inside

Includes two matching sets of cards:

- ✓ Set 1:
applicable
phonogram or
rule is in **red**

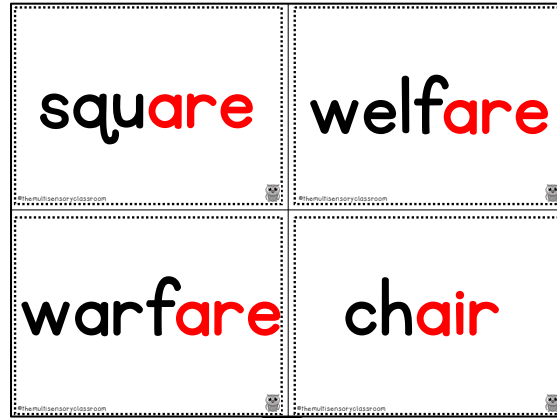


- ✓ Set 2: applicable
phonogram or rule
is underlined



Putting it Together


Print onto
cardstock and
cut into
separate
cards



328 words in
each set

Covers
er, ir, ur as /er/
or, ar
ear as /er/
ear as /êr/
are, air, ear as /âr/
wor as /wer/

Then laminate
and file for
use with your
lessons



Putting It Together

Introductory word cards

contain a list of all words in each set to help keep cards organized

Real Words

real words

R-controlled: ir (/er/)

bird	shirt
birth	sir
chirp	skirt
dirt	smirk
firm	squirt
first	swirl
flirt	thirsty
girl	twirl
quirk	whirl

@themultisensoryclassroom

Nonsense Words

nonsense words

R-controlled: ir

chird	shirv
dirb	skirp
dird	slir
firb	tirl
flirb	whird
jirst	yirl
quirb	zirth

@themultisensoryclassroom

Sub-step
7.2

The Multisensory Classroom Scope and Sequence	
Step 2	Step 6
<ul style="list-style-type: none"> 2.1. alphabet: a, c, k 2.2. alphabet: s, x, y 2.3. alphabet: b, g 2.4. alphabet: t, l 2.5. alphabet: m, n, p 2.6. alphabet: r, v, z 2.7. alphabet: o, u, w 2.8. phonics: vowel: short: e, i, o, u 	<ul style="list-style-type: none"> 6.1. alphabet: f, g, h, i, j, k, l, m, n, o, p, q, r, s, t, u, v, w, x, y, z 6.2. alphabet: digraph: ch, ck, sh, ss, th, wh, zz 6.3. alphabet: digraph: qu, ck, oo, oo, oo 6.4. alphabet: digraph: oo, oo, oo, oo, oo 6.5. alphabet: digraph: oo, oo, oo, oo, oo 6.6. alphabet: digraph: oo, oo, oo, oo, oo 6.7. alphabet: digraph: oo, oo, oo, oo, oo 6.8. alphabet: digraph: oo, oo, oo, oo, oo 6.9. alphabet: digraph: oo, oo, oo, oo, oo 6.10. alphabet: digraph: oo, oo, oo, oo, oo
Step 3	Step 7
<ul style="list-style-type: none"> 3.1. vowel: short: e, i, o, u, ai, oi, oi, oi 3.2. vowel: short: ai, oi, oi, oi, oi, oi 3.3. vowel: short: oi, oi, oi, oi, oi, oi 3.4. vowel: short: oi, oi, oi, oi, oi, oi 3.5. vowel: short: oi, oi, oi, oi, oi, oi 3.6. vowel: short: oi, oi, oi, oi, oi, oi 3.7. vowel: short: oi, oi, oi, oi, oi, oi 3.8. vowel: short: oi, oi, oi, oi, oi, oi 3.9. vowel: short: oi, oi, oi, oi, oi, oi 3.10. vowel: short: oi, oi, oi, oi, oi, oi 	<ul style="list-style-type: none"> 7.1. vowel: short: er, ur, ur, ur 7.2. vowel: short: er, ur, ur, ur 7.3. vowel: short: er, ur, ur, ur 7.4. vowel: short: er, ur, ur, ur 7.5. vowel: short: er, ur, ur, ur 7.6. vowel: short: er, ur, ur, ur 7.7. vowel: short: er, ur, ur, ur 7.8. vowel: short: er, ur, ur, ur 7.9. vowel: short: er, ur, ur, ur 7.10. vowel: short: er, ur, ur, ur
Step 4	Step 8
<ul style="list-style-type: none"> 4.1. vowel: long: ee, ee, ee, ee, ee 4.2. vowel: long: ee, ee, ee, ee, ee 4.3. vowel: long: ee, ee, ee, ee, ee 4.4. vowel: long: ee, ee, ee, ee, ee 4.5. vowel: long: ee, ee, ee, ee, ee 4.6. vowel: long: ee, ee, ee, ee, ee 4.7. vowel: long: ee, ee, ee, ee, ee 4.8. vowel: long: ee, ee, ee, ee, ee 4.9. vowel: long: ee, ee, ee, ee, ee 4.10. vowel: long: ee, ee, ee, ee, ee 	<ul style="list-style-type: none"> 8.1. vowel: long: ee, ee, ee, ee, ee 8.2. vowel: long: ee, ee, ee, ee, ee 8.3. vowel: long: ee, ee, ee, ee, ee 8.4. vowel: long: ee, ee, ee, ee, ee 8.5. vowel: long: ee, ee, ee, ee, ee 8.6. vowel: long: ee, ee, ee, ee, ee 8.7. vowel: long: ee, ee, ee, ee, ee 8.8. vowel: long: ee, ee, ee, ee, ee 8.9. vowel: long: ee, ee, ee, ee, ee 8.10. vowel: long: ee, ee, ee, ee, ee
Step 9	Step 9
<ul style="list-style-type: none"> 9.1. vowel: long: ee, ee, ee, ee, ee 9.2. vowel: long: ee, ee, ee, ee, ee 9.3. vowel: long: ee, ee, ee, ee, ee 9.4. vowel: long: ee, ee, ee, ee, ee 9.5. vowel: long: ee, ee, ee, ee, ee 9.6. vowel: long: ee, ee, ee, ee, ee 9.7. vowel: long: ee, ee, ee, ee, ee 9.8. vowel: long: ee, ee, ee, ee, ee 9.9. vowel: long: ee, ee, ee, ee, ee 9.10. vowel: long: ee, ee, ee, ee, ee 	<ul style="list-style-type: none"> 9.1. vowel: long: ee, ee, ee, ee, ee 9.2. vowel: long: ee, ee, ee, ee, ee 9.3. vowel: long: ee, ee, ee, ee, ee 9.4. vowel: long: ee, ee, ee, ee, ee 9.5. vowel: long: ee, ee, ee, ee, ee 9.6. vowel: long: ee, ee, ee, ee, ee 9.7. vowel: long: ee, ee, ee, ee, ee 9.8. vowel: long: ee, ee, ee, ee, ee 9.9. vowel: long: ee, ee, ee, ee, ee 9.10. vowel: long: ee, ee, ee, ee, ee
Step 10	Step 10
<ul style="list-style-type: none"> 10.1. vowel: long: ee, ee, ee, ee, ee 10.2. vowel: long: ee, ee, ee, ee, ee 10.3. vowel: long: ee, ee, ee, ee, ee 10.4. vowel: long: ee, ee, ee, ee, ee 10.5. vowel: long: ee, ee, ee, ee, ee 10.6. vowel: long: ee, ee, ee, ee, ee 10.7. vowel: long: ee, ee, ee, ee, ee 10.8. vowel: long: ee, ee, ee, ee, ee 10.9. vowel: long: ee, ee, ee, ee, ee 10.10. vowel: long: ee, ee, ee, ee, ee 	<ul style="list-style-type: none"> 10.1. vowel: long: ee, ee, ee, ee, ee 10.2. vowel: long: ee, ee, ee, ee, ee 10.3. vowel: long: ee, ee, ee, ee, ee 10.4. vowel: long: ee, ee, ee, ee, ee 10.5. vowel: long: ee, ee, ee, ee, ee 10.6. vowel: long: ee, ee, ee, ee, ee 10.7. vowel: long: ee, ee, ee, ee, ee 10.8. vowel: long: ee, ee, ee, ee, ee 10.9. vowel: long: ee, ee, ee, ee, ee 10.10. vowel: long: ee, ee, ee, ee, ee

sold separately

Sub-step where the phonogram is introduced in The Multisensory Classroom Scope and Sequence

Words coordinate with The Multisensory Classroom Scope and Sequence but can be used separately

