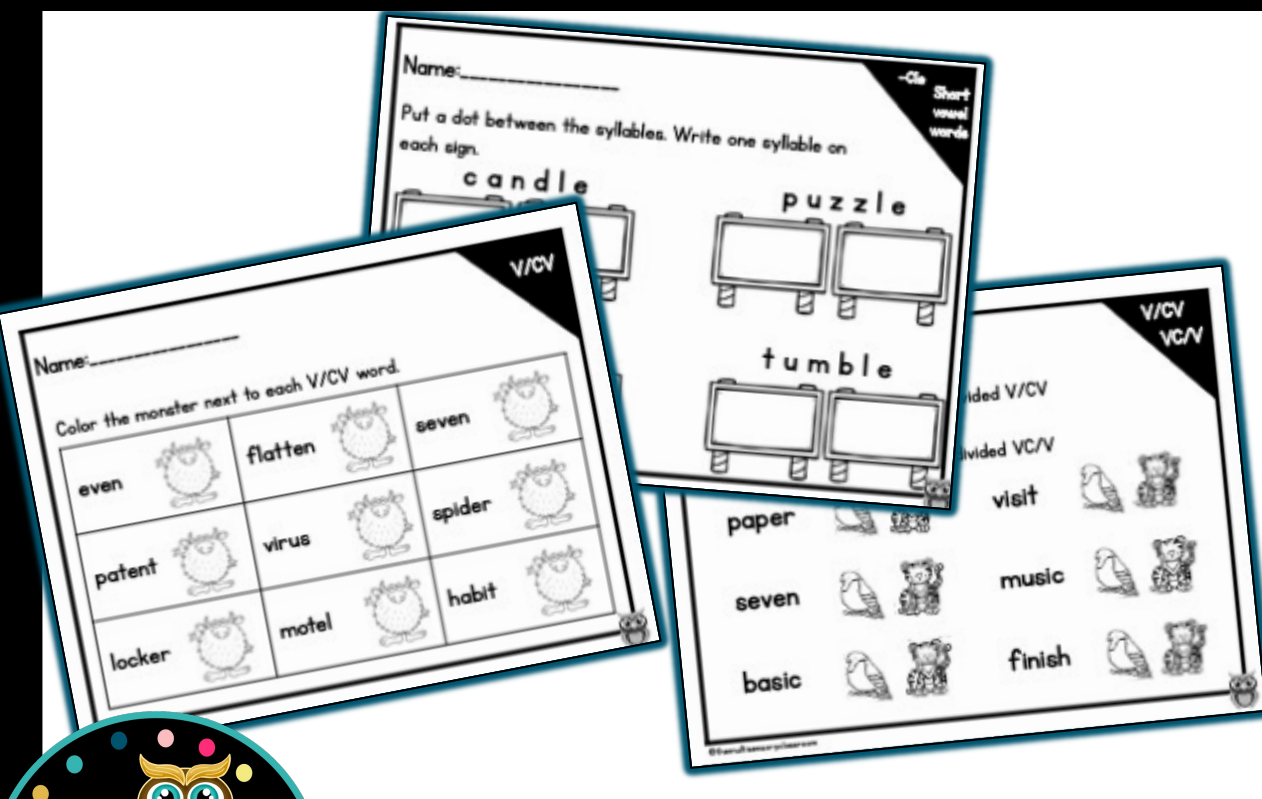


# SYLLABLE DIVISION

## EXIT TICKETS




VC/CV • V/CV • VC/V • V/V  
VC/CCV • VCC/CV  
-Cle • Compound Words

Orton  
Gillingham

# INCLUDES

*Answer Key*



VC/CV, V/CV, VC/V, V/V, VC/CCV, VCC/CV, -Cle, Compound Words

VC/CV

Name: \_\_\_\_\_

the monster next to each VCCV word.

ner bonus velvet

VC/CV

Name: \_\_\_\_\_

Color the monster next to each V/CV word.

even flatten

V/CV

Name: \_\_\_\_\_

Place a line between the syllables in each word.

Draw a picture of each word.

tiger spider

VCCV

Name: \_\_\_\_\_

Place a line between the syllables in each word.

Draw a picture of each word.

cactus mitten

VCCV

Name: \_\_\_\_\_

Color the monster next to each VCCV word.

even flatten seven

VCCV

Name: \_\_\_\_\_

Read each word and write each syllable separately.

word 1<sup>st</sup> syllable 2<sup>nd</sup> syllable

problem

V/CV

Name: \_\_\_\_\_

Read each word and write each syllable separately.

word 1<sup>st</sup> syllable 2<sup>nd</sup> syllable

open kitten napkin

V/CV

Name: \_\_\_\_\_

Color the monster next to each V/CV word.

even flatten seven

V/CV

Name: \_\_\_\_\_

Draw a line to the pocket if the word is divided correctly or a line to the X pocket if the word is divided incorrectly.

to/pic

ag/on

a/bit

/mon

V/CV

Name: \_\_\_\_\_

Color the monster next to each VCCV word.

concrete lumber picnic

V/V

Name: \_\_\_\_\_

Put a dot between the syllables that completes the word. Write the new word on the line.

noble

V/V

Name: \_\_\_\_\_

Color the word if each vowel makes its own sound.

create toe lion post

V/V

Name: \_\_\_\_\_

Put a dot between the syllables that completes the word. Write the new word on the line.

noble

V/CV

Name: \_\_\_\_\_

Color the monster next to each V/CV word.

paper visit

seven music

V/CV

Name: \_\_\_\_\_

Color the monster next to each VCCV word.

rodent gravel

V/V

Name: \_\_\_\_\_

Put a dot between the syllables that completes the word. Write the new word on the line.

dim ble

bot zle

daz tle

VCCV

Name: \_\_\_\_\_

Place a dot between the syllables in each word.

sizzle mumble stumble

VCCV

Name: \_\_\_\_\_

Color the monster next to each VCCV word.

even flatten seven

VCCV

Name: \_\_\_\_\_

Place a dot between the syllables in each word.

Draw a picture of each word.

quiet fluent trial

Compound Words

Name: \_\_\_\_\_

Write each compound word as two separate words.

rainbow \_\_\_\_\_

cupcake \_\_\_\_\_

windmill \_\_\_\_\_

snowman \_\_\_\_\_

sunset \_\_\_\_\_

Compound Words

Name: \_\_\_\_\_

Color the two pictures the same color that together form a compound word to the right of the line. Color the compound word picture the same color.

tooth box chair

Compound Words

Name: \_\_\_\_\_

Place a line between the syllables in each word.

Draw a picture of each word.

eon fluid

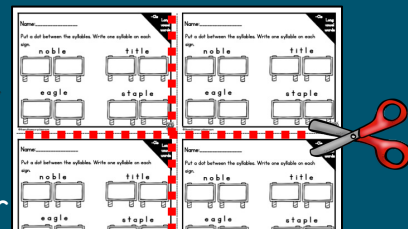
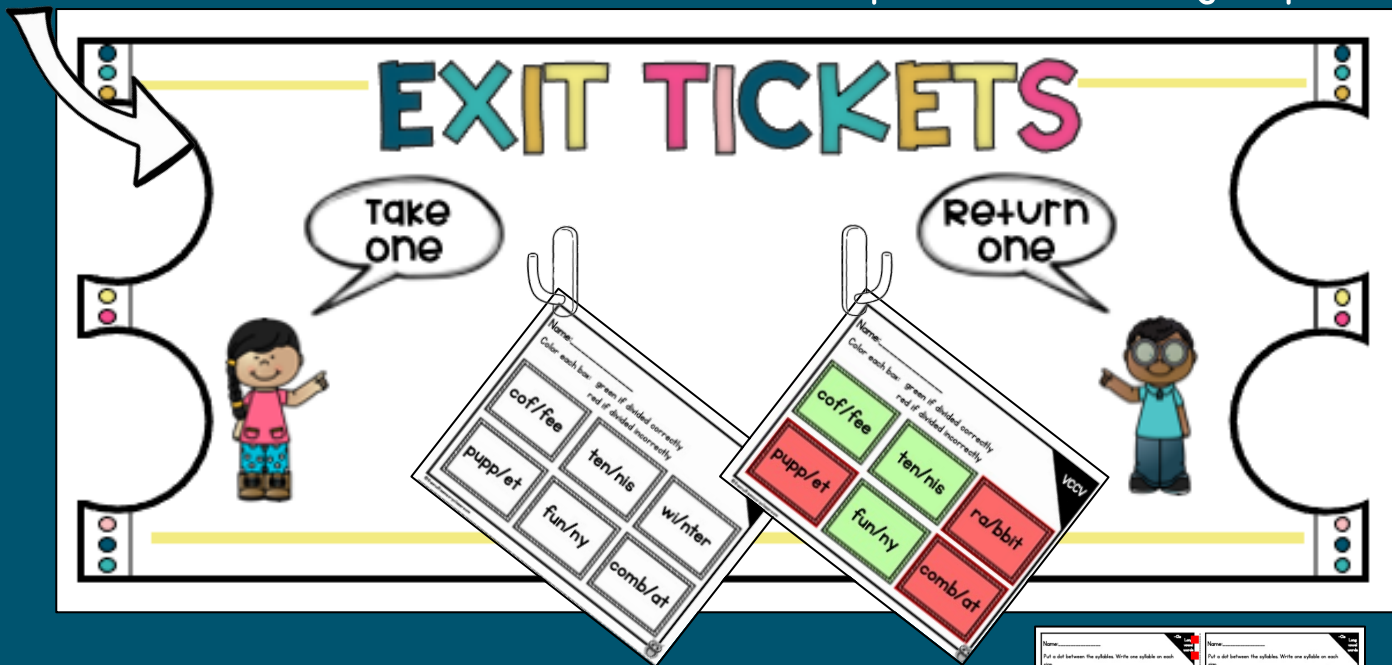


# INCLUDES

10" x 23" ticket holder\*

- ✓ Students take exit ticket from "take one" hook anytime after lesson is taught and return exit ticket to "return one" hook when finished.
- ✓ pictures can be colored

\*choose "poster" size setting on printer



- ✓ four identical tickets to a page
- ✓ easy cutting with no wasted paper