


DECODABLE

Step
8 of 10

Words & Sentences

30 pages of real words, nonsense words, and sentences

The image shows three overlapping worksheet pages. The top page is labeled '8.4 Real Words' and contains a list of words: groan, poach, coast, coach, load, toast, broach, coat, goat. Below this is a 'Nonsense Words' section with: floap, loag, sto, croan, zoax, k, squoaz, stoab. The 'Sentences' section includes: 1. The coach eats roast go..., 2. Mom got me a nice red..., 3. Load the boat for the..., 4. My goal is to eat oa... The middle page is labeled '8.5 Real Words' and contains: flew, new, brew, crew, threw, brew, stew, few, chew, slew, pew, news. Below is a 'Nonsense Words' section with: phrew, krew, zew, grewt, frew, glew, screwm, splew, phlew, plew, skrew, chrew. The 'Sentences' section includes: 1. Sal threw the screw next to the shed., 2. The crew slipped on the wet dew and fell., 3. Mom made a new kind of stew for dinner., 4. Al drew a few new lines... There is also a small owl illustration on the left side of the worksheets.



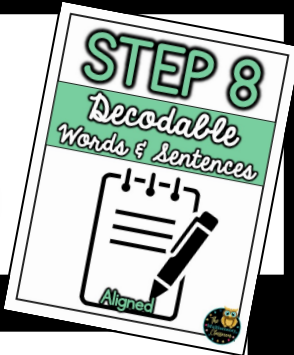
ALIGNED

with

The Multisensory Classroom
Scope and Sequence

Orton
Gillingham

INCLUDES



includes all phonograms/skills taught in step 8 of *The Multisensory Classroom Scope and Sequence*

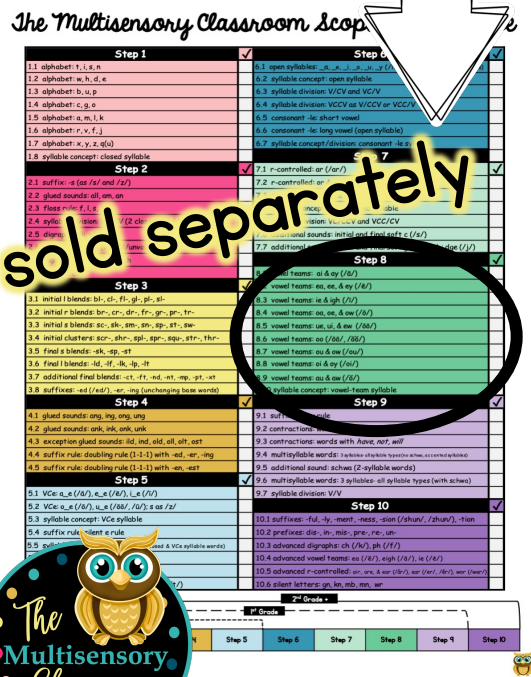
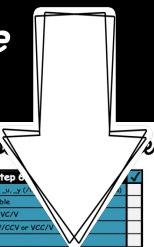


Table of Contents

Step 8

Sub-step	Phonogram/Skill	Page #	Sub-step	Phonogram/Skill	Page #
8.1	Vowel Teams: ai	1	8.5	Vowel Teams: ui	16
8.1	Vowel Teams: ay	2	8.5	Vowel Teams: ew	17
8.1	Vowel Teams: ai & ay	3	8.5	Vowel Teams: ue, ui, & ew	18
8.2	Vowel Teams: ea	4	8.6	Vowel Teams: ee	19
8.2	Vowel Teams: ee	5	8.6	Vowel Teams: oo	20
8.2	Vowel Teams: ey	6	8.6	Vowel Teams: oo & oo	21
8.2	Vowel Teams: ea, ee, & ey	7	8.7	Vowel Teams: ou	22
8.3	Vowel Teams: ie	8	8.7	Vowel Teams: ow	23
8.3	Vowel Teams: igh	9	8.7	Vowel Teams: ou & ow	24
8.3	Vowel Teams: ie, igh	10	8.8	Vowel Teams: oi	25
8.4	Vowel Teams: oa	11	8.8	Vowel Teams: oy	26
8.4	Vowel Teams: oe	12	8.8	Vowel Teams: oi & oy	27
8.4	Vowel Teams: ow	13	8.9	Vowel Teams: au	28
8.4	Vowel Teams: oa, oe, & ow	14	8.9	Vowel Teams: aw	29
8.5	Vowel Teams: ue	15	8.9	Vowel Teams: au & aw	30

included


decodable

ALIGNED real words,
nonsense words, & sentences

LAYOUT

scope and
sequence sub-
step where word
list's focused
phonogram/skill
is found

banners
indicates REAL
words,
NONSENSE
words, or
SENTENCES

8.2 Real Words 

free	heed	speech	tree
sweep	street	wheel	sleet
beet	creek	sheep	meet

Nonsense Words

jeek	greep	screeb	sleest
feep	speeg	pheent	breem
kleeph	dreex	threel	squeeb

Sentences Sight words to, the, from, down, are

1. We like to play hide and seek next to the big tree.
2. The sheep graze and drink from the creek.
3. The wheel came off and rolled down the street!
4. Cheer up! Here are three free sweets!

Aligned ©TheMultisensoryClassroom

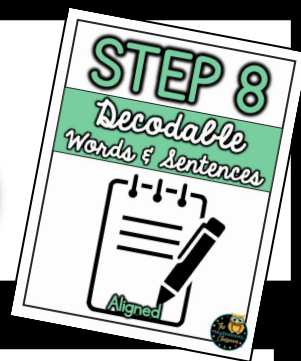
image of
phonogram/skill
cards that
correspond with
word list *cards can
be purchased separately
in The Multisensory
Classroom TPT store

all sight words
included in
these sentences
listed here

Each sub-step comes with a page of completely aligned real words, nonsense words, and sentences; words on these pages only contain phonograms/skills that have already been taught using *The Multisensory Classroom Scope and Sequence* (which is OG-based).



INCLUDES



Common Core Standards Step 8

Note each standard without a letter of the end means that all strands within this standard are included

Sub-step	Phonogram/Skill	KS	Grade 1	Grade 2	Grade 3
8.1	Vowel Teams: ai	RF.K.3C, RF.K.4	RF.1.2B, RF.1.3B RF.1.3C, RF.1.4	RF.2.3F, RF.2.4	RF.3.3C-0, RF.3.4
8.1	Vowel Teams: ay	RF.K.3C, RF.K.4	RF.1.2B, RF.1.3B RF.1.3C, RF.1.4	RF.2.3F, RF.2.4	RF.3.3C-0, RF.3.4
8.1	Vowel Teams: ai & ay	RF.K.3C, RF.K.4	RF.1.2B, RF.1.3B RF.1.3C, RF.1.4	RF.2.3F, RF.2.4	RF.3.3C-0, RF.3.4
8.2	Vowel Teams: ea	RF.K.3C, RF.K.4	RF.1.2B, RF.1.3B RF.1.3C, RF.1.4	RF.2.3F, RF.2.4	RF.3.3C-0, RF.3.4
8.2	Vowel Teams: ee	RF.K.3C, RF.K.4	RF.1.2B, RF.1.3B RF.1.3C, RF.1.4	RF.2.3F, RF.2.4	RF.3.3C-0, RF.3.4
8.2	Vowel Teams: ey	RF.K.3C, RF.K.4	RF.1.2B, RF.1.3B RF.1.3C, RF.1.4	RF.2.3F, RF.2.4	RF.3.3C-0, RF.3.4
8.2	Vowel Teams: ea, ee, & ey	RF.K.3C, RF.K.4	RF.1.2B, RF.1.3B RF.1.3C, RF.1.4	RF.2.3F, RF.2.4	RF.3.3C-0, RF.3.4
8.3	Vowel Teams: ie	RF.K.3C, RF.K.4	RF.1.2B, RF.1.3B RF.1.3C, RF.1.4	RF.2.3F, RF.2.4	RF.3.3C-0, RF.3.4
8.3	Vowel Teams: igh	RF.K.3C, RF.K.4	RF.1.2B, RF.1.3B RF.1.3C, RF.1.4	RF.2.3F, RF.2.4	RF.3.3C-0, RF.3.4
8.3	Vowel Teams: ie, igh	RF.K.3C, RF.K.4	RF.1.2B, RF.1.3B RF.1.3C, RF.1.4	RF.2.3F, RF.2.4	RF.3.3C-0, RF.3.4
8.4	Vowel Teams: oo	RF.K.3C, RF.K.4	RF.1.2B, RF.1.3B RF.1.3C, RF.1.4	RF.2.3F, RF.2.4	RF.3.3C-0, RF.3.4
8.4	Vowel Teams: oa	RF.K.3C, RF.K.4	RF.1.2B, RF.1.3B RF.1.3C, RF.1.4	RF.2.3F, RF.2.4	RF.3.3C-0, RF.3.4
8.4	Vowel Teams: oo, oa, & ow	RF.K.3C, RF.K.4	RF.1.2B, RF.1.3B RF.1.3C, RF.1.4	RF.2.3F, RF.2.4	RF.3.3C-0, RF.3.4
8.5	Vowel Teams: ou	RF.K.3C, RF.K.4	RF.1.2B, RF.1.3B RF.1.3C, RF.1.4	RF.2.3F, RF.2.4	RF.3.3C-0, RF.3.4

Common Core Standards Step 8

Note each standard without a letter of the end means that all strands within this standard are included

Sub-step	Phonogram/Skill	KS	Grade 1	Grade 2	Grade 3
8.5	Vowel Teams: ui	RF.K.3C, RF.K.4	RF.1.2B, RF.1.3B RF.1.3C, RF.1.4	RF.2.3F, RF.2.4	RF.3.3C-0, RF.3.4
8.5	Vowel Teams: ew	RF.K.3C, RF.K.4	RF.1.2B, RF.1.3B RF.1.3C, RF.1.4	RF.2.3F, RF.2.4	RF.3.3C-0, RF.3.4
8.5	Vowel Teams: ui, & ew	RF.K.3C, RF.K.4	RF.1.2B, RF.1.3B RF.1.3C, RF.1.4	RF.2.3F, RF.2.4	RF.3.3C-0, RF.3.4
8.6	Vowel Teams: oo	RF.K.3C, RF.K.4	RF.1.2B, RF.1.3B RF.1.3C, RF.1.4	RF.2.3F, RF.2.4	RF.3.3C-0, RF.3.4
8.6	Vowel Teams: oo	RF.K.3C, RF.K.4	RF.1.2B, RF.1.3B RF.1.3C, RF.1.4	RF.2.3F, RF.2.4	RF.3.3C-0, RF.3.4
8.6	Vowel Teams: oo & oa	RF.K.3C, RF.K.4	RF.1.2B, RF.1.3B RF.1.3C, RF.1.4	RF.2.3F, RF.2.4	RF.3.3C-0, RF.3.4
8.7	Vowel Teams: ou	RF.K.3C, RF.K.4	RF.1.2B, RF.1.3B RF.1.3C, RF.1.4	RF.2.3F, RF.2.4	RF.3.3C-0, RF.3.4
8.7	Vowel Teams: ow	RF.K.3C, RF.K.4	RF.1.2B, RF.1.3B RF.1.3C, RF.1.4	RF.2.3F, RF.2.4	RF.3.3C-0, RF.3.4
8.7	Vowel Teams: ou & ow	RF.K.3C, RF.K.4	RF.1.2B, RF.1.3B RF.1.3C, RF.1.4	RF.2.3F, RF.2.4	RF.3.3C-0, RF.3.4
8.8	Vowel Teams: oi	RF.K.3C, RF.K.4	RF.1.2B, RF.1.3B RF.1.3C, RF.1.4	RF.2.3F, RF.2.4	RF.3.3C-0, RF.3.4
8.8	Vowel Teams: oy	RF.K.3C, RF.K.4	RF.1.2B, RF.1.3B RF.1.3C, RF.1.4	RF.2.3F, RF.2.4	RF.3.3C-0, RF.3.4
8.8	Vowel Teams: oi & oy	RF.K.3C, RF.K.4	RF.1.2B, RF.1.3B RF.1.3C, RF.1.4	RF.2.3F, RF.2.4	RF.3.3C-0, RF.3.4
8.9	Vowel Teams: ou	RF.K.3C, RF.K.4	RF.1.2B, RF.1.3B RF.1.3C, RF.1.4	RF.2.3F, RF.2.4	RF.3.3C-0, RF.3.4
8.9	Vowel Teams: ow	RF.K.3C, RF.K.4	RF.1.2B, RF.1.3B RF.1.3C, RF.1.4	RF.2.3F, RF.2.4	RF.3.3C-0, RF.3.4
8.9	Vowel Teams: ou & ow	RF.K.3C, RF.K.4	RF.1.2B, RF.1.3B RF.1.3C, RF.1.4	RF.2.3F, RF.2.4	RF.3.3C-0, RF.3.4

Aligned Instructions for Orton Gillingham Decodable Word Lists and Sentences

To use with *The Multisensory Classroom Scope and Sequence* or any reading curriculum: Find the sub-step on *The Multisensory Classroom Scope and Sequence* that contains the phonogram or skill and then locate the page of words and sentences with the same sub-step number and phonogram/skill.

ALIGNED
Decodable Word Lists and Sentences

Scope and sequence sub-step numbers are in the upper left corner of each page.

Banner indicates REAL words, NONSENSE words or SENTENCES.

All words are completely aligned with *The Multisensory Classroom Scope and Sequence*.

Phonogram or skill focus card is in the upper right corner of each page. These cards (sold separately) introduce keywords, pictures, and sounds for every phonogram taught in *The Multisensory Classroom Scope and Sequence*.

All eight words (any words containing phonograms not yet introduced in the scope and sequence) are listed in the top right corner of the "Sentences" section.

Word List:

free	heed	speech	tree
sweep	street	wheel	sleet
beet	creek	sheep	meet
jeek	greek	screeb	sleest
feep	speeg	pheent	breem
kleeph	dreex	threel	squeeb

Sentences:

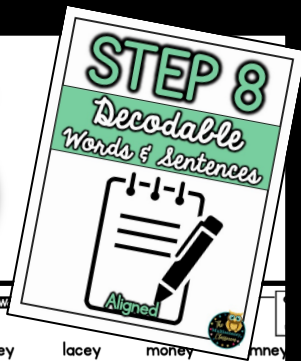
1. We like to play hide and seek next to the big tree.
2. The sheep graze and drink from the creek.
3. The wheel come off and is rolling down the street!
4. Cheer up! Here are three free sweets!



K5- Grade 3
Common Core
standards for each
sub-step included

Detailed instructions for use
with *The Multisensory
Classroom Scope and
Sequence*

INCLUDES



<p>80 Red Words</p> <p>main tail pail braid waist pain</p>	<p>81 Red Words</p> <p>gray slay clay stray bray day fray way spray</p>	<p>81 Red Words</p> <p>jail slay braid clay drain day frail sway chain</p>	<p>82 Red Words</p> <p>tea st free heed speech cream sweep street wheel steam beet creek sheep</p>	<p>82 Red Words</p> <p>pulley lacey money key trolley donkey alley</p>
<p>83 Red Words</p> <p>bright sight fright sigh flight light thigh high</p>	<p>83 Red Words</p> <p>plight lie pried bright thigh cried</p>	<p>84 Red Words</p> <p>groan poach coast boat coach broach</p>	<p>84 Red Words</p> <p>foe toe hoe woe</p>	<p>84 Red Words</p> <p>stow mow crow row glow blow snow low flown slow grown show</p>
<p>85 Red Words</p> <p>juice suit bruis</p>	<p>85 Red Words</p> <p>grew fruit threw blue crew</p>	<p>85 Red Words</p> <p>boost doom food moon bloom poof</p>	<p>86 Red Words</p> <p>foot book brook cook scrook frook</p>	<p>86 Red Words</p> <p>doom cook spoo book groom hood brook food</p>
<p>87 Red Words</p> <p>blouse howl drown count found crowd jow flouse blounce trown croub</p>	<p>88 Red Words</p> <p>choice droid spoil point hoist toil soil boice coist doil</p>	<p>88 Red Words</p> <p>Troy boy toy play floy loy broy stroy smoy croy</p>	<p>89 Red Words</p> <p>moist soy toil toy ch joint j loist st floy cl broy p</p>	<p>89 Red Words</p> <p>cause dau maul clau fraud gau bause plau daunch saur mauce nau</p>
<p>89 Red Words</p> <p>bawl hawk sprawl fault yawn vault bawl gaunt claw clause fawn Paul auden splawn nauce blaw kause dawf shault dawf mauv</p>	<p>89 Red Words</p> <p>1. That voice is n 2. They need to 3. We can plant 4. The joint on th</p>	<p>89 Red Words</p> <p>1. My choice is to 2. Troy found an 3. We had to ho 4. It brings me n</p>	<p>89 Red Words</p> <p>1. I did not cause th 2. Paul did not flau 3. Hit pause on the 4. It is Teds fault</p>	<p>89 Red Words</p> <p>1. I like to use a straw in my cold drin 2. Did you draw that bird? It looks lik 3. The hawk flew down and landed on 4. It is my fault that the shawl is lost</p>

